


# B90KFE

EDGE BANDING MACHINE

One-sided automatic edge banding machine with pre-milling unit, direct glue application to straight workpieces, HF-cut-off saw station, HF-top and bottom milling unit, corner rounding unit, chain feed, double roller top pressure and extendable work piece support. For ABS, PVC, melamine and strong wood veneer roll material as well as fixed lengths from 0.4 – 3.0/5.0 mm and of 8 – 60 mm work piece thickness.





**EDGE FEEDING**

Automatic, timer controlled edge feeding for roller material over turntable D = 800 mm

**LONGER INFED LINEAL**



Longer infeed lineal (650mm)

**PRE-MILLING UNIT**

two reverse, operating-controlled pre-milling units with diamond charged helical joining millers provide a neat and tear-free premilling of the work pieces before the gluing of the edge material

**GLUE APPLICATION**

Glue application directly to workpieces: Teflon-coated glue pot with a capacity of 1,5 kg, leak-proof with glue supply from below (excess glue automatically flows back into the glue pot). Glue roller allows exact dosage of glue. Electronic temperature control with automatic stand-by function (reduces probability that the glue burns if the machine is not used for a longer period and is still turned on)





### **CUT-OFF KNIFE**

Pneumatically operated cut-off knife from roll material up to 3mm edge thickness

### **FEEDING MAGAZIN**

Automatic feeding magazin (70mm magazin capacity) with spiked roller for solid wood




### **PRESSURE UNIT**

Pressure unit consisting of one driven pressure roller synchronized with glue spreading roller and two of smaller diameter, conical, one positive and one negative pressure roller with spring tension for a nearly invisible joint of the edge material with the work piece , adjustment of the pressure unit with SIKO numerical counter


### **CUT-OFF SAW**

High-frequency cut-off saw equipped with HF motor 0.27 kW, 12,000 rpm , 2 saw blades and highprecision linear guides ensure a clean and precise saw cut



### MILLING STATION

High-frequency top and bottom milling station, 2 powerful 0.55 kW high-frequency motors with HM-WPL special millers; suitable for radius, bevel and flush milling, horizontal and vertical scanning of the work piece; aggregate adjustment equipped with digital readouts for setting to various edge types; 2 extraction hoods for shavings with central extraction nozzle Ø 120mm; height adjustment of the upper aggregate with the top roll pressure




### CORNER ROUNDING UNIT

automatic processing of corner edges up to 2 mm edge thickness. One side (front or back edge) or both side corner rounding unit. Equipped with one high frequency motor 0, 27 kW, selectable on operating panel




### TOUCHSCREEN

Rotatable control panel with 7" colour touch screen glue temperature settings, automatic temperature reduction for stand-by function of the machine, switching on and off of aggregates and error diagnosis, inc.digital Meter counter



### RADIUS SCRAPER UNIT

with a slight draw cut eventual radius milling traces are removed to provide a perfect finish. The fine adjustment is made by two digital readouts.



**GLUE SCRAPER UNIT**

removes eventual glue rests with a slight draw cut from the glue joint of the work piece surface.

**BUFFING UNIT**

2 motors 0.05 kW, 1,500 rpm provide a super-finish for ABS and PVC edge material.

**Technical Data**

Machinelength	3564 mm
Workpiece thickness	8 – 60 mm
Workpiece width	min. approx. 75 mm
Workpiece length	min. approx. 120 mm / 180 mm with corner rounding
Edging thickness	0,4 – 3,0/6,0 mm
Adjustable cutting depth pre-milling unit	0 – 2,0 mm
Max edge thickness	= Workpiece thickness + 4mm (2+2)
Electrical connection	400V, 50 Hz, 3Ph + N
Total load	7,5 kW
Feed speed	10 m/min.; 8 m/min.
Air connection	6 bar
Weight – nett	1050 kg



Lange Maschinenbau GmbH & Co. KG  
Bruchweg 33 . D-32609 Hüllhorst  
Tel: +49 (0) 57 44 - 45 75  
Fax: +49 (0) 57 44 - 32 20  
info@lange-maschinenbau.de  
www.lange-maschinenbau.de

The technical data is a guide line only – our products are being constantly updated and we reserve the right to alter specifications, therefore the illustrations may vary from the actual machines from time to time. We reserve the right to alter the construction of our machines.