


B85K

EDGE BANDING MACHINE


One-sided automatic edge banding machine with direct glue application to straight workpieces, HF-cut-off saw station, HF-top and bottom milling unit, chain feed, double roller top pressure and work piece support. For ABS, PVC, melamine and strong wood veneer roll material as well as fixed lengths from 0.4 – 3.0mm and of 8 – 50mm work piece thickness.






EDGE FEEDING

Automatic, timer controlled edge feeding for roller material over turntable $D = 600\text{mm}$




GLUE APPLICATION

Glue application directly to workpieces: Teflon-coated glue pot with a capacity of 1,5 kg, leak-proof with glue supply from below (excess glue automatically flows back into the glue pot). Glue roller allows exact dosage of glue. Electronic temperature control with automatic stand-by function (reduces probability that the glue burns if the machine is not used for a longer period and is still turned on)



CUT-OFF KNIFE

Pneumatically operated cut-off knife from roll material up to 2mm edge thickness




PRESSURE UNIT

Pressure unit consisting of one driven pressure roller synchronized with glue spreading roller and one adjustable pressure roller with spring tension for a nearly invisible joint of the edge material with the work piece




CUT-OFF SAW

High-frequency cut-off saw equipped with HF motor 0.20 kW, 12,000 rpm, 2 saw blades and high-precision linear guides ensure a clean and precise saw cut




MILLING STATION

High-frequency top and bottom milling station, 2 powerful 0.27 kW high-frequency motors with HM-WPL special millers; suitable for radius and bevel milling, horizontal and vertical scanning of the work piece; aggregate adjustment equipped with digital readouts for setting to various edge types; 2 extraction hoods for shavings with central extraction nozzle \varnothing 120mm; height adjustment of the upper aggregate with the top roll pressure



TOUCHSCREEN

Rotatable control panel with OMRON 5,6" colour touchscreen controls glue temperature settings, automatic temperature reduction for stand-by function of the machine, switching on and off of aggregates and error diagnosis



RADIUS SCRAPER UNIT

Radius scraper unit: with a slight draw cut eventual radius milling traces are removed to provide a perfect finish. The fine adjustment is made by two digital readouts.



GLUE SCRAPER UNIT

Glue scraper unit: removes eventual glue rests with a slight draw cut from the glue joint of the work piece surface.

Technical Data

Machinelength	2130 mm
Workpiece thickness	8 – 50 mm
Workpiece width	min. approx. 75 mm
Workpiece length	min. approx. 120 mm
Edging thickness	0,4 – 3,0 mm
Max edge thickness	= Workpiece thickness + 4mm (2+2)
Electrical connection	400V,50Hz,3Ph + N
Total load	4,10 kW
Feed speed	7,0 m/min.
Air connection	6 Bar
Weight – nett	557 kg



Lange Maschinenbau GmbH & Co. KG
Bruchweg 33 . D-32609 Hüllhorst
Tel: +49 (0) 57 44 - 45 75
Fax: +49 (0) 57 44 - 32 20
info@lange-maschinenbau.de
www.lange-maschinenbau.de

The technical data is a guide line only – our products are being constantly updated and we reserve the right to alter specifications, therefore the illustrations may vary from the actual machines from time to time. We reserve the right to alter the construction of our machines.