REHAU®
Unlimited Polymer Solutions

RAUVOLET

TAMBOUR DOOR SYSTEMS FOR THE OFFICE

www.rehau.com

Construction
Automotive
Industry

“DESIGN FOR FURNITURE” FROM REHAU

INNOVATIVE SYSTEM SOLUTIONS FROM A SINGLE SOURCE

REHAU has established itself as a leading manufacturer and supplier of polymer-based solutions for a wide range of application areas within the furniture industry. Functional and sophisticated surfaces, as well as customised systems for all living and office spaces are developed, produced and marketed using the motto “Design for furniture”.
In addition to RAUVOLET, REHAU offers the following product ranges for office spaces:



RAUKANTEX edgeband materials

RAUKANTEX edgeband materials are available in numerous decorative designs and solid colours. Thanks to the innovative edgeband processing technologies and RAUKANTEX laser edge, a completely new quality of furniture design can be achieved.



RAUVISIO surface solutions

Create space for new meeting areas with RAUVISIO. Whether high gloss, glass laminate, mineral or quartz material - REHAU offers the right solution for every application.

REHAU Acoustic Solutions

Good room acoustics make an important contribution to comfort in the workplace. With its Acoustic Solutions REHAU has developed a variety of effective products: efficient and attractive solutions for the individual design of office spaces.

Tambour door profiles

E23 . . . . Material: PP . . . . Pg. 8

E11 . . . . . Material: PVC . . . . Pg. 9

E10 . . . . Material: PVC . . . Pg. 10

E9 . . . . . Material: PP . . . Pg. 11

SE26 . . . . . Material: PP . . . Pg. 12

E8 . . . . Material: PP . . . Pg. 13

E4 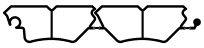 Materials: PP, PVC . Pg. 14

SE4 Material: PVC . . . Pg. 15

SE22 . . Material: PP . . . Pg. 16

SE16 Materials: PVC, PP . Pg. 17

SE25 Material: PVC . . . Pg. 18

AL12 . . . . . Material: PP . . . Pg. 19

Vertical systems

C3 . . . . . Pg. 38

C5 . . . . . Pg. 40

C8 . . . . . Pg. 42

C6 . . . . . Pg. 44

CB . . . . . Pg. 46

VB . . . . . Pg. 48

Accessory profiles

Slam rails. . . . . Pg. 22

Pelmets. . . . . Pg. 25

Track systems . . . . . Pg. 27

Accessories . . . . . Pg. 32

© Steelcase/ Stimpert Fotografie

INHALT

1 . . . . . RAUVOLET tambour door profiles. 7
1.1 . . . . Tambour door profiles E23 8
1.2 . . . . Tambour door profiles E11 9
1.3 . . . . Tambour door profiles E10 10
1.4 . . . . Tambour door profiles E9 11
1.5 . . . . Tambour door profiles SE26 12
1.6 . . . . Tambour door profiles E8 13
1.7 . . . . Tambour door profiles E4 14
1.8 . . . . Tambour door profiles SE4 15
1.9 . . . . Tambour door profiles SE22 16
1.10. . . . Tambour door profiles SE16 17
1.11. . . . Tambour door profiles SE25 18
1.12. . . . Tambour door profiles AL12 19

2 . . . . . RAUVOLET accessory profiles 21
2.1 . . . . Slam rails 22
2.2 . . . . Pelmets 25
2.3 . . . . Track systems for wooden cabinets 27
2.4 . . . . Track systems for steel cabinets 31
2.5 . . . . Accessory profiles 32

3 . . . . . RAUVOLET vertical systems 37
3.1 . . . . RAUVOLET C3 38
3.2 . . . . RAUVOLET C5 40
3.3 . . . . RAUVOLET C8 42
3.4 . . . . RAUVOLET C6 44
3.5 . . . . RAUVOLET caddy brake (CB) 46
3.6 . . . . RAUVOLET vertical brake (VB) 48

4 . . . . . Other areas of application 50

RAUVOLET –
Diversity in cabinet design

With the RAUVOLET system family REHAU has developed high-quality tambour door systems that create visual and design highlights on pieces of furniture and, at the same time, use surfaces and space ideally in accordance with DIN 4543.

You have a wealth of options to choose from in terms of visual design:
- Solid colours to RAL
- Wide range of decor matches in the product coordination guide with our RAUKANTEX edgeband collection
- Modern metallic effects
- Customised decor / colour matches in the REHAU colour laboratory
- Different surface structures

REHAU is available as a powerful partner with technical support for the construction, design and project management through to the system selection, series start-up, support and optimisation, to make your individual cabinet concepts a reality.

RAUVOLET

TAMBOUR DOOR PROFILES

1 RAUVOLET TAMBOUR DOOR PROFILES

The element-type tambour doors set standards in terms of function and design. Running characteristics are optimised thanks to the special soft hinge connection technique, making the tightest of radii possible. This means: minimum space required with smooth running characteristics.
Combine tambour door profiles, track variants, accessories and colours individually using the modular construction principle and create the tambour door system that is right for you.

1.1 TAMBOUR DOOR PROFILES E23

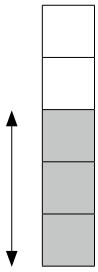

Up to 3 shelves high for horizontal application



C3 PP

C5

C6

C8

VB

CB

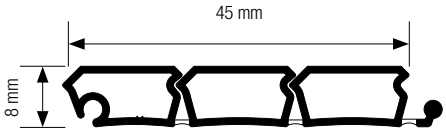

	Material	Material number
Uni	PP	1770655
Uni + lacquer	PP	1770875
Decor	PP	1770885

1.2 TAMBOUR DOOR PROFILES E11

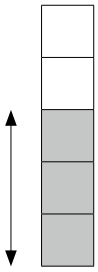

Up to 3 shelves high for horizontal application

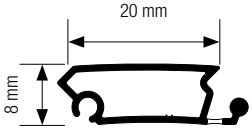

	Material	Material number
Uni textured	PVC	1750395
Decor	PVC	1750535

C3 PVC
C6
C8
VB
CB

1.3 TAMBOUR DOOR PROFILES E10

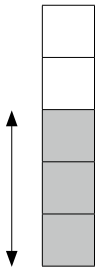

Up to 3 shelves high for horizontal application



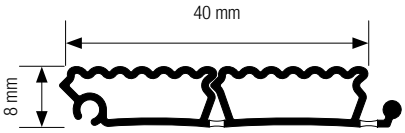

C3 PVC

C6

C8

VB

CB

	Material	Material number
Metallic solid coloured	PVC	1750008

1.4 TAMBOUR DOOR PROFILES E9

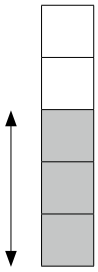

Up to 3 shelves high for horizontal application

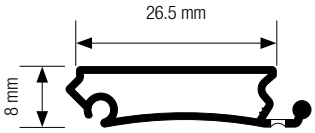

	Material	Material number
Uni	PP	1750139
Uni + lacquer	PP	1750149
Decor	PP	1750159

C3 PP
C6
C8
VB
CB

1.5 TAMBOUR DOOR PROFILES SE26

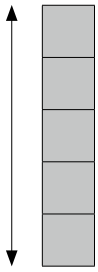

Up to 5 shelves high for horizontal application

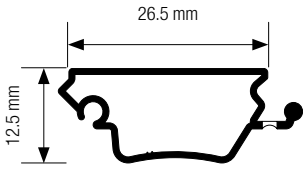

C8 PP

CB

	Material	Material number
Uni	PP	1750114
Uni + lacquer	PP	1750124
Decor	PP	1750144

1.6 TAMBOUR DOOR PROFILES E8



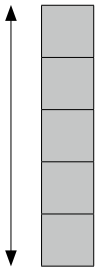

Up to 5 shelves high for horizontal application

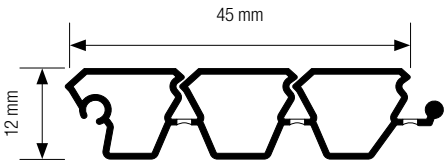

	Material	Material number
Uni	PP	1770619
Uni + lacquer	PP	1770629
Decor	PP	1770639

C8 PP

CB

1.7 TAMBOUR DOOR PROFILES E4

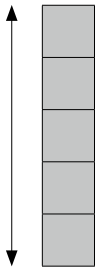

Up to 5 shelves high for horizontal application

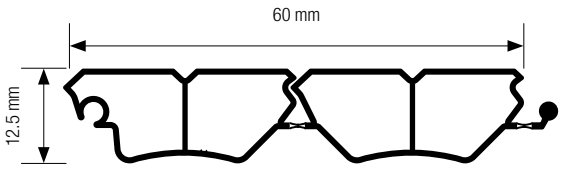

	Material	Material number
Uni	PP	1770764
Uni + lacquer	PP	1770774
Decor	PP	1770784
Uni	PVC	1770703
Decor	PVC	1770863

C8 PP

CB PVC

1.8 TAMBOUR DOOR PROFILES SE4

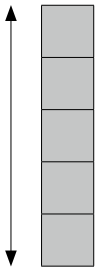

Up to 5 shelves high for horizontal application

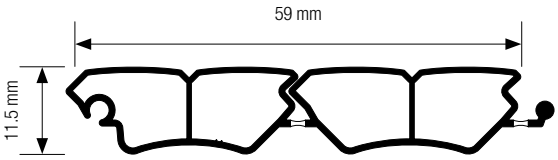

	Material	Material number
Uni + lacquer	PVC	1702176
Uni textured	PVC	1770508
Decor	PVC	1770169

PVC

1.9 TAMBOUR DOOR PROFILES SE22

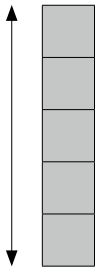

Up to 5 shelves high for horizontal application

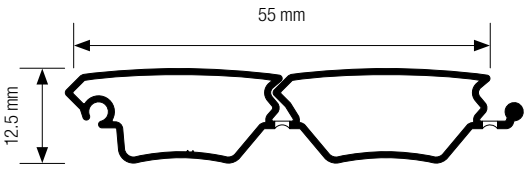

	Material	Material number
Uni	PP	1770029
Uni + lacquer	PP	1770039
Decor	PP	1770049

PP

1.10 TAMBOUR DOOR PROFILES SE16

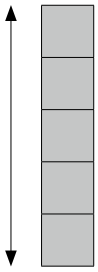

Up to 5 shelves high for horizontal application

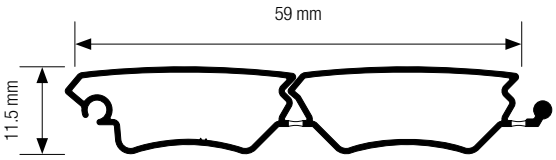

	Material	Material number
Uni + lacquer	PVC	1701733
Uni textured	PVC	1770429
Decor	PVC	1770439
Uni	PP	1701622
Uni + lacquer	PP	1702893
Decor	PP	1702894

PP

PVC

1.11 TAMBOUR DOOR PROFILES SE25

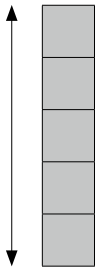

Up to 5 shelves high for horizontal application

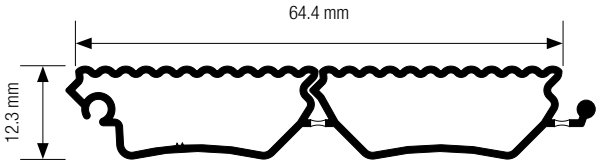

PVC

	Material	Material number
Uni smooth	PVC	1770248
Metallic solid coloured	PVC	1770238

1.12 TAMBOUR DOOR PROFILES AL12



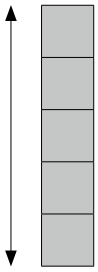

Up to 5 shelves high for horizontal application

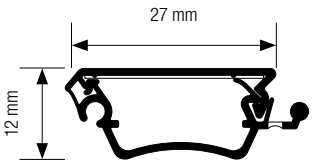

	Material	Material number
Uni	PP	1750574
Uni + lacquer	PP	1750584
Decor	PP	1750594

Tambour doors with added value: **RAUVOLET acoustic-line** impresses with absorption and shielding directly via the furniture front. The product consists of a special profile geometry with punched holes along the length and an effective system inside the hollow section. Further information can be found in the brochure "REHAU Acoustic Solutions" (B41701).

C3 PP
C8
VB
CB

RAUVOLET

ACCESSORY PROFILES

2 RAUVOLET ACCESSORY PROFILES

A variety of slam rails, pelmets and track system solutions are available for our RAUVOLET product range. Individual customer solutions can however also be created on request.

2.1 SLAM RAILS

Polymer solutions

PVC VB E4 CB E10 C3 E11 C5 C6 C8

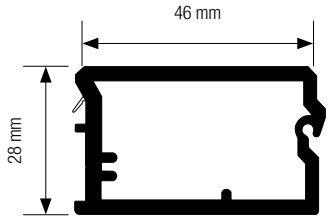

PP VB E23 CB E4 C3 E8 C5 E9 C6 SE26 C8 AL12

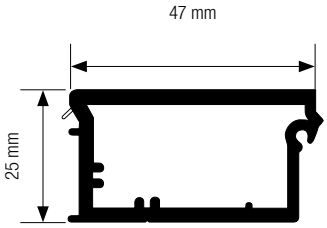

	Material	Material number
Uni	PVC	1770873
Decor	PVC	1770883

	Material	Material number
Uni	PP	1770553
Uni + lacquer	PP	1770684
Decor	PP	1770044

PP CB E23 C3 E4 C5 E8 C6 C8

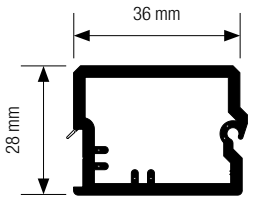

	Material	Material number
Uni	PP	1770849
Uni + lacquer	PP	1770839
Decor	PP	1770829

PP CB E23 C3 E4 C5 E8 C6 E9 C8 SE26 AL12

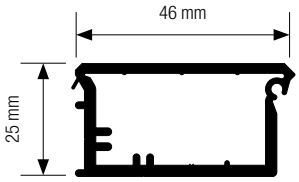

	Material	Material number
Uni	PP	1770514
Uni + lacquer	PP	1770964
Decor	PP	1770515

PP CB E23 C3 E4 C5 E8 C6 E9 C8 SE26 AL12

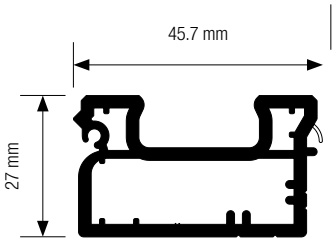

	Material	Material number
Uni	PP	1750125
Uni + lacquer	PP	1750135
Decor	PP	1750145

PP CB E23 C3 E4 C5 E8 C6 E9 C8 SE26 AL12

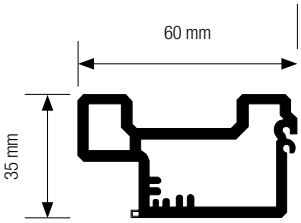

	Material	Material number
Uni	PP	1770314
Uni + lacquer	PP	1770965
Decor	PP	1770414
		1770706

PP CB E23 C3 E9 C5 C6 C8

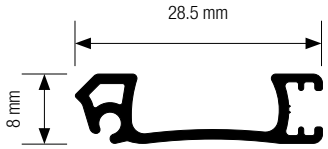

	Material	Material number
Uni	PP	1770676
Uni + lacquer	PP	1770686
Decor	PP	1770696

Hybrid solutions

PP CB E23
C3 E9
C5 SE26
C6 E8
C8 E4
AL12

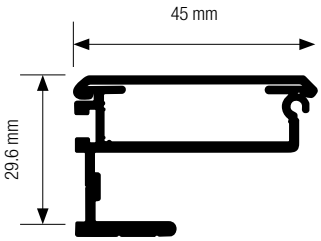

	Material	Material number
Base profile	Alu	1783921
Cover Uni	PP	1770725
Cover Uni + lacquer	PP	1770745
Cover Decor	PP	1770735

PVC SE4
PP SE22
SE16
SE25

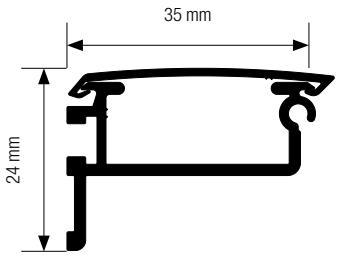

	Material	Material number
Base profile	Alu	1772002
Cover Uni + lacquer	PVC	1770266
Cover Uni textured	PVC	1770276
Cover Decor	PVC	1770286
Cover Uni	PP	1770448
Cover Uni + lacquer	PP	1770468
Cover Decor	PP	1770458

PVC E4
PP E8
E9
E23
SE26
AL12

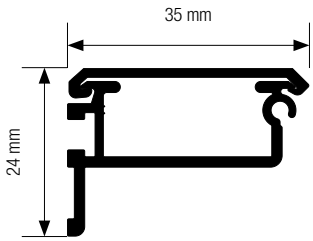

	Material	Material number
Base profile	Alu	1772002
Cover Uni textured	PVC	1770455
Cover Decor	PVC	1770465
Cover Uni	PP	1750137
Cover Uni + lacquer	PP	1750147
Cover Decor	PP	1750157

PVC SE4
SE16
SE25

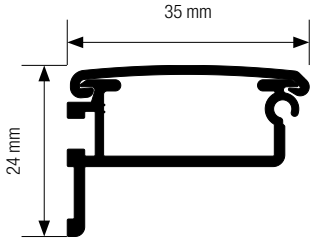

	Material	Material number
Base profile	Alu	1772002
Cover Uni + lacquer	PVC	1770376
Cover Uni textured	PVC	1770366
Cover Decor	PVC	1770386

Centre slam rails

PP E9
E23

	Material	Material number
Uni	PP	1770516
Uni + lacquer	PP	1770526
Decor	PP	1770536

PVC E10
E11

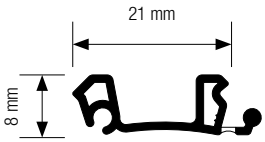

	Material	Material number
Uni	PVC	1770446

2.2 PELMETS

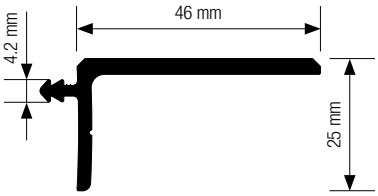

PP

	Material	Material number
Uni	PP	1770963
Uni + lacquer	PP	1770694
Decor	PP	1770024
option without spacer:		
Uni	PP	1770744
Uni + lacquer	PP	1770847
Decor	PP	1770155

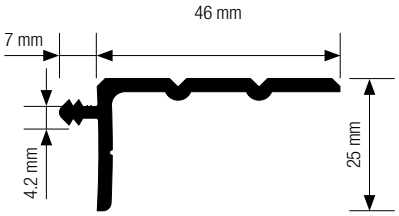

PP

	Material	Material number
Uni	PP	1770534
Uni + lacquer	PP	1770974
Decor	PP	1770704

PVC

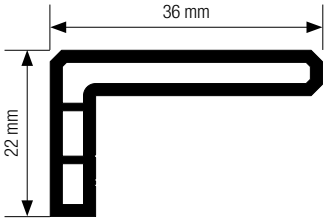

	Material	Material number
Uni	PVC	1636314
Decor	PVC	1770025

PP

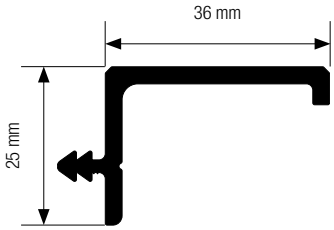

	Material	Material number
Uni	PP	1770879
Uni + lacquer	PP	1770869
Decor	PP	1770859

PP

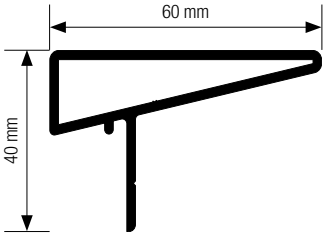

	Material	Material number
Uni	PP	1770767
Uni + lacquer	PP	1770877
Decor	PP	1770777

PP

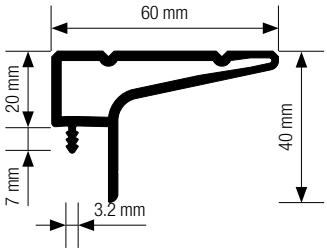

	Material	Material number
Uni	PP	1770324
Uni + lacquer	PP	1770975
Decor	PP	1770424

2.3 TRACK SYSTEMS FOR WOODEN CABINETS

Exclusively for vertical application:

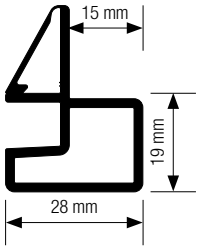

PP C3

	Material	Material number
Uni	PP	1770264

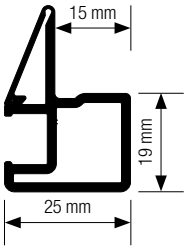

PP C3

	Material	Material number
Uni	PP	1770046
Uni + lacquer	PP	1770056
Decor	PP	1770066

Can be fitted with vertical lock V

The convenient lock solution for your individual cabinet design (Only in conjunction with a C3 tambour door system with front surface-mounted tracks)

- Lock in user-friendly, individual height
- Simultaneous 2-point locking in the track using a locking bar
- Tracks are delivered fixed and completely pre-fabricated ready for installation (without the lock itself)
- Locking mechanism independent of the slam rail
- The tambour door is supplied completely prefabricated incl. the locking bar
- Easy to install and very user-friendly

For vertical and horizontal application:

Recessed

PVC C5
ABS C6
C8
CB
VB

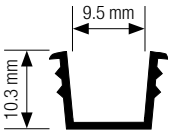

Track

Material	Material number
PVC	1770393
ABS	1957821

(recommended groove size 13/10 mm (width/depth))
Is thermally bent according to the specification

PVC C8
CB

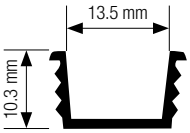

Track

Material	Material number
PVC	1770133

(recommended groove size 17/10 mm (width/depth))
Is thermally bent according to the specification

PP C5
C6
C8
CB
VB

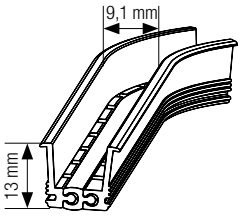

FLEX track

Material	Material number
PP	1770709

Can be cold bent up to R min > 35.5 mm
(recommended groove size 13/12.5 mm (width/depth))

Recessed/Classic 8 mm

PVC C5 E9
PP C6 E10
ABS C8 E11
CB E23
VB

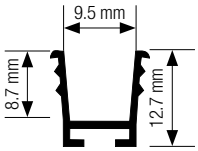

Track

Material	Material number
PVC	1770383
PP	1770693
ABS	1957811

(recommended groove size 13/12.5 mm (width/depth))

PA

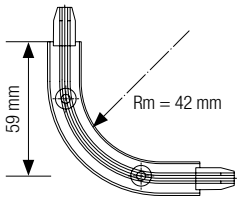

90° corner moulding

Material	Material number
PA	1266212

PA

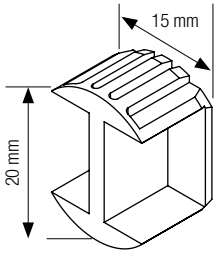

Centre stop

Material	Material number
PA	1262424

Milling dimension: Ø 20 x 14 mm

Recessed/Classic 12 mm

PVC C5 E4
PP C6 E8
ABS C8 SE26
CB AL12
VB

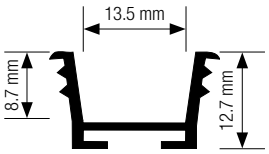

Track

Material	Material number
PVC	1612123
PP	1770793
ABS	1957791

(recommended groove size 17/12.5 mm (width/depth))

PA

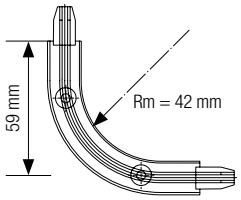

90° corner moulding

Material	Material number
PA	1266222

PA

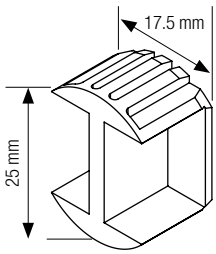

Centre stop

Material	Material number
PA	1266951

Milling dimension: Ø 25 x 14 mm

Surface-mounted/Top Basic 8

PP C3 E9
C5 E23
C6
C8
VB

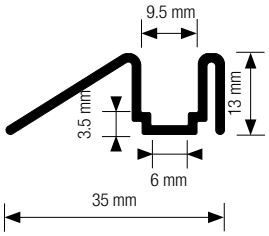

Track

Material	Material number
PP (unperforated)	1702382
PP (perforated)	1702379

PA

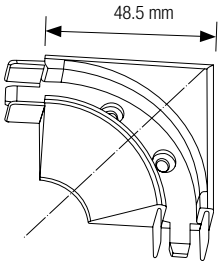

90° corner moulding

Material	Material number
PA	1248906

PA

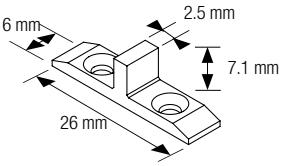

Centre stop

Material	Material number
PA	1779980

The track spirals with connecting strap for the smooth transition to the track.

Milling patterns can be provided where required.

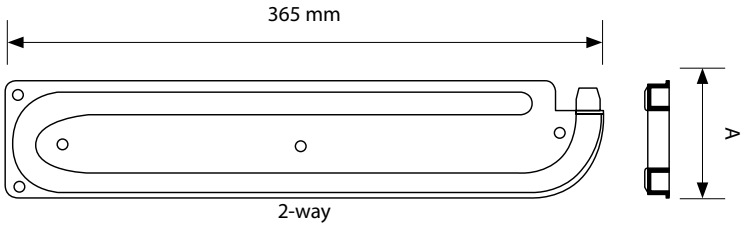

2-way

PA

System	Dim. A	Capacity	Mat. no.
12 mm	69 mm	max. 709 mm	1269372
8 mm	69 mm	max. 725 mm	1260645

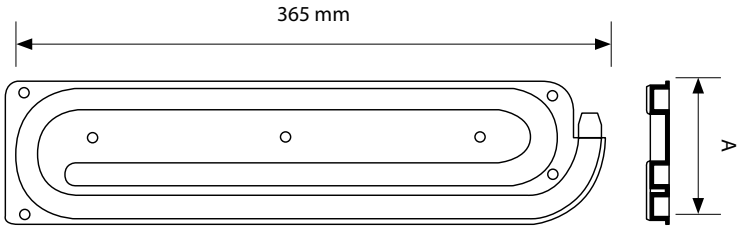

3-way

PA

System	Dim. A	Capacity	Mat. no.
12 mm	89 mm	max. 1048 mm	1264585
8 mm	85 mm	max. 1091 mm	1267069

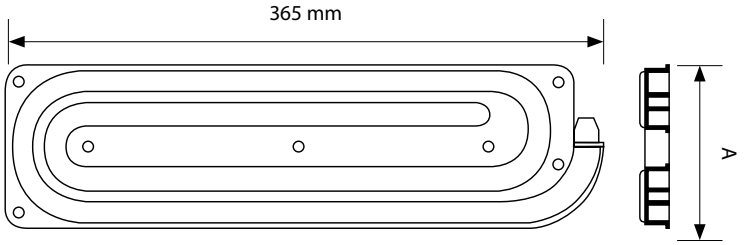

4-way

PA

System	Dim. A	Capacity	Mat. no.
12 mm	109 mm	max. 1374 mm	1260625
8 mm	109 mm	max. 1418 mm	1260635

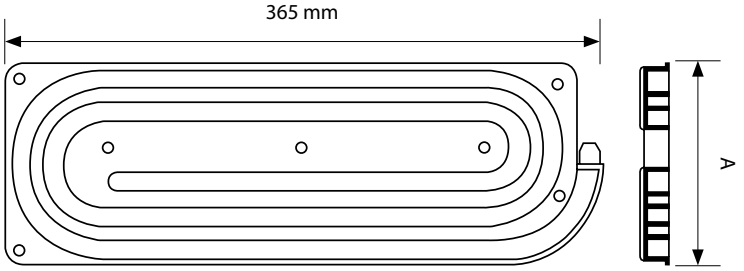

5-way

PA

System	Dim. A	Capacity	Mat. no.
12 mm	129 mm	max. 1703 mm	1260615
8 mm	118 mm	max. 1739 mm	1265955

2.4 TRACK SYSTEMS FOR STEEL CABINETS

Spiral track

	L [mm]	396.5	496.5	596.5	
T1 [mm]	Left	1295709	1295639	1295619	Without stopper
354.3	Right	1295719	1295649	1295629	
T1 [mm]	Left	1295749	1295769	1295789	Incl. stopper
354.3	Right	1295759	1295779	1295799	
T2 [mm]	Left	1295599	1295579	1295559	Incl. stopper
411	Right	1295609	1295589	1295569	

Extension track

For single-door cabinets

Mat.-No. 1245483 left
Mat.-No. 1245493 right

Centre stop

For two-door cabinets

Mat.-No. 1247262

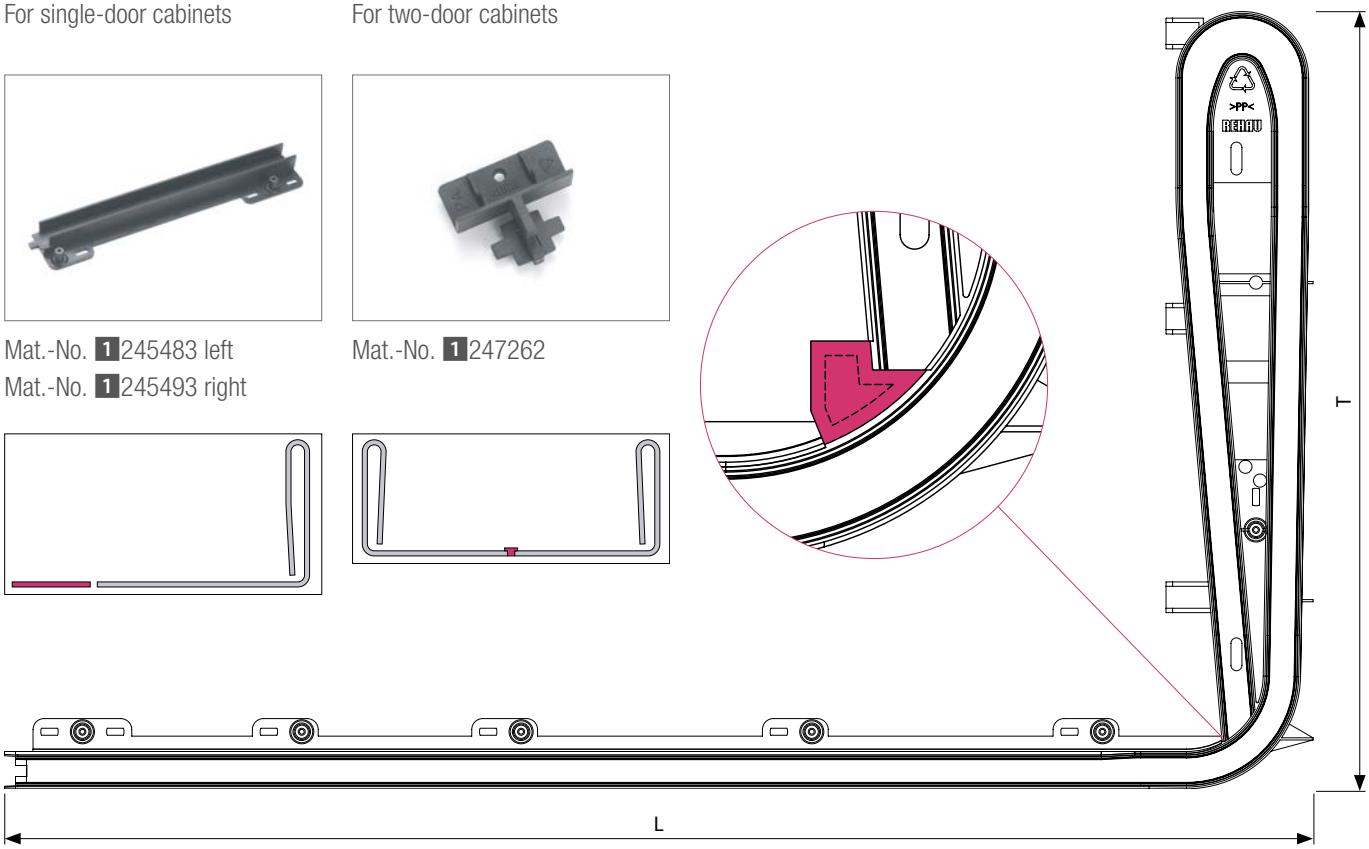

The single part injection moulded spiral track for easy assembly with minimum space requirement is available in three lengths and two depths in each case.

Additional variability is achieved by using an extension track. The exact system specification is to be decided considering the specific installation situation in each case.

2.5 ACCESSORY PROFILES

1

Recessed handle

Mat.-No. 1226239
for polymer solution
Mat.-No. 1249791
for hybrid solution

1

Handle 128 mm silver

Mat.-No. 1779800

Handle 192 mm silver

Mat.-No. 1779810

2

Spacer

For bow handle
Mat.-No. 1247341
for hybrid solution
Mat.-No. 1241971
for polymer solution (PVC)
Mat.-No. 1249821
for polymer solution (PP)

3

Adapter

For asymmetrical grip section cover
Mat.-No. 1770296

4

Magnetic profile

Mat.-No. 1 618974

Lock

Mat.-No. 1 700695
Keyed alike
Mat.-No. 1 700694
Keyed differently

Cam lock

for hybrid solution 35 mm
Mat.-No. 1 220807
left closing
Mat.-No. 1 220808
right closing
Mat.-No. 1 224147
rosette

1 Handle
2 Spacer
3 Adapter
4 Magnetic profile

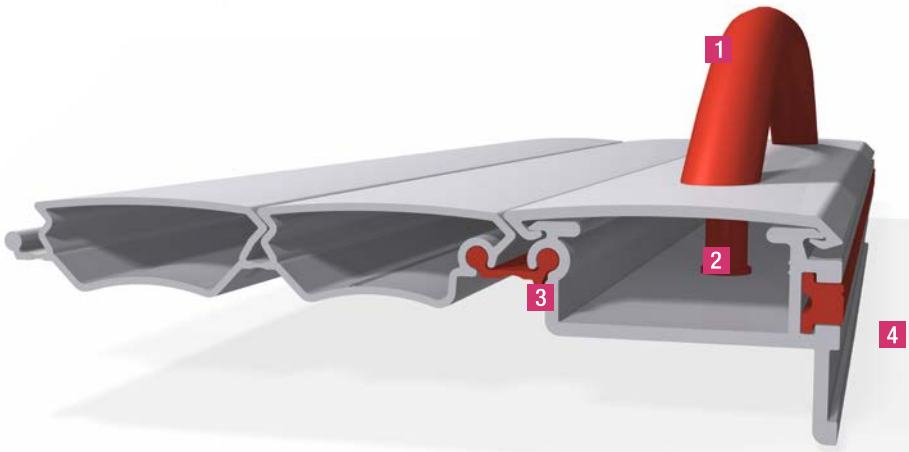

Adhesive tape for all systems
for PVC profile, Roll 40 m
Mat.-No. 1793058
for PP profile, Roll 50 m
Mat.-No. 1793039

(for PVC profiles)

(for PP profiles)

Silicone strip
Fit-up aid for FLEX track
Mat.-No. 1850306

Grip section stopper C3
Mat.-No. 1241981

Supporting rolls C5, C8
Mat.-No. 1235885

© Haworth

RAUVOLET

VERTICAL SYSTEMS

3 RAUVOLET VERTICAL SYSTEMS

The product range offers a large selection of high-quality, active weight balancing systems for vertical running cabinet designs. This means that it is very easy to use with minimum effort and maximum safety due to the tambour door being held in almost any opening position.

3.1 RAUVOLET C3

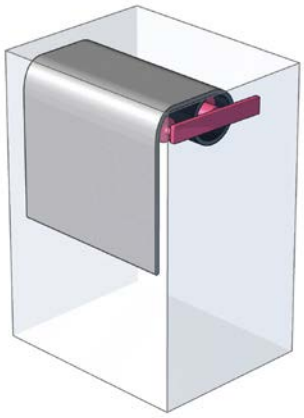

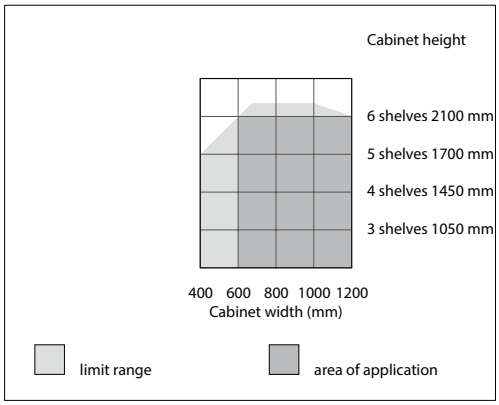

E23 E9

RAUVOLET C3

The C3 sprung core principle, which rolls the tambour door up into the top of the cabinet, enables optimum use of the cabinet depth. The mechanism ensures that the tambour door moves freely and is quick and easy to fit. In addition to the single carcass, the C3 system is ideally suited for wall cabinet construction. As an alternative to the swing door, it meets the requirement for more effective use of space with a high degree of functionality and aesthetics.

The profile

- Complete system for vertical use, incl. slam rail, tracks and balancing mechanism
- Suitable for wooden and steel cabinets up to 1200 mm wide and 6 shelves high
- Optimum weight balancing of the tambour door due to high-quality counterbalance mechanism
- Minimum space required for all cabinet heights due to the sprung core and guide roller concept
- Easy and quick assembly: Fit the set in the cabinet - Attach the tracks - finished!

The areas of application

- Single carcass and wall cabinet system
- System surface-mounted to the side walls - retrospective installation possible
- Tambour door track surface-mounted on the front of the side walls or inside
- Can also be used with RAUVOLET metallic-line (see brochure “Tambour door systems for the kitchen”)

Delivery format

- Fitted and fully pre-fabricated individual system, consisting of tambour doors and mechanism or
- Separate tambour door elements and pre-assembled mechanism for flexible production planning and stock holding
- RAUVOLET C3 is also available from the REHAU Express Collection in 5 cabinet widths (400, 600, 800, 1000 and 1200 mm)
- The width of the standard system is flexible in order to cover cabinets with 16 mm as well as 19 mm particle boards with one system at the same time

© Assmann Büromöbel

3.2 RAUVOLET C5

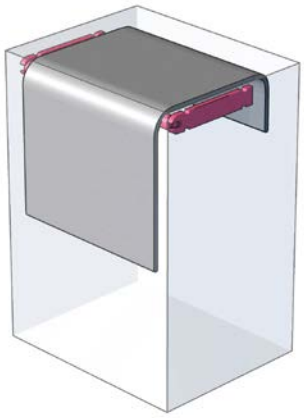

E23

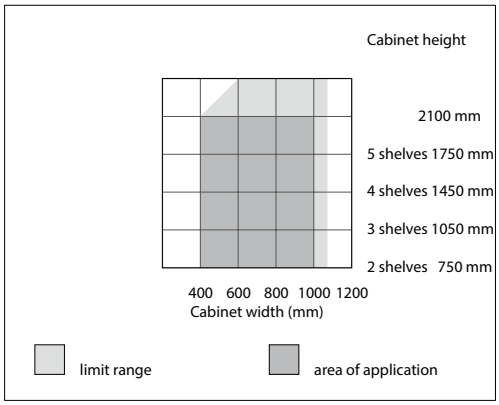

RAUVOLET C5

Thanks to the C5 sprung core principle the tambour doors that run into the back wall are balanced on both sides, and therefore enable optimum use of the space in the cabinet height and width. The system can be fitted quickly and without great effort and therefore ensures that it is very user-friendly. Whether you are a fabricator or an operator, with this mechanism the REHAU element-type tambour doors will combine ideally with your cabinet solution.

The profile

- Complete system for vertical use, incl. lock and centre slam rail, track system and balancing mechanism
- Suitable for wooden cabinets of different heights and widths
- Optimum weight balancing of the tambour door due to high-quality counterbalance mechanism
- Minimum space required for all cabinet heights due to the installation in the front or rear radius area
- Easy and quick assembly: Fit the mechanism, pre-tension and connect to the tambour door using the cord - finished!

The areas of application

- The recessed track system in wooden cabinets also provides design freedom in the design width, e.g. for pull-outs.
- Can also be used with RAUVOLET metallic-line (see brochure “Tambour door systems for the kitchen”)

Delivery format

- Complete system ready for installation
- Separate pre-fabricated tambour doors incl. accessories for flexible production planning and stock holding

©Hund Büromöbel GmbH

3.3 RAUVOLET C8

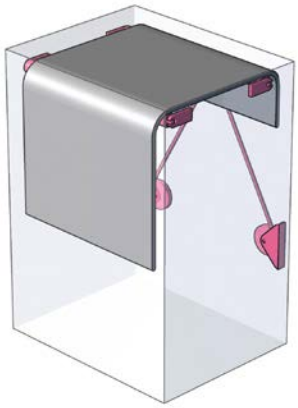

E4 E8 E9 E23 SE26 AL12

RAUVOLET C8

Minimum space required, easy to assemble and a fully-fledged balancing mechanism - this identifies the RAUVOLET C8 mechanism. With even less space required than the tried and tested C5 mechanism vertical cabinet designs that run into the back wall can easily be fitted with an active balancing mechanism. The mechanism works in both directions (opening and closing) here. Due to the connection method that does not require profiles that the C8 mechanism has, this balancing mechanism can be combined with almost all RAUVOLET tambour door systems and helps the user to achieve tambour door movement that requires little effort with flexible profile selection. Both small (2 shelves high) as well as larger cabinet constructions (4-5 shelves high) can be fitted under certain circumstances with one and the same balancing mechanism, which simplifies your individual production planning significantly.

The profile

- Complete system for vertical application in wooden cabinets
- Wide range of applications
- Active weight balancing of the tambour door in almost any opening position
- Minimum space required due to the assembly on the rear of the cabinet
- High flexibility in the choice of tambour door profiles
- Retrospective installation in a finished cabinet from the outside possible
- Easy to assemble: Screw in the C8 mechanism, pre-tension if necessary, suspend the cord - finished!

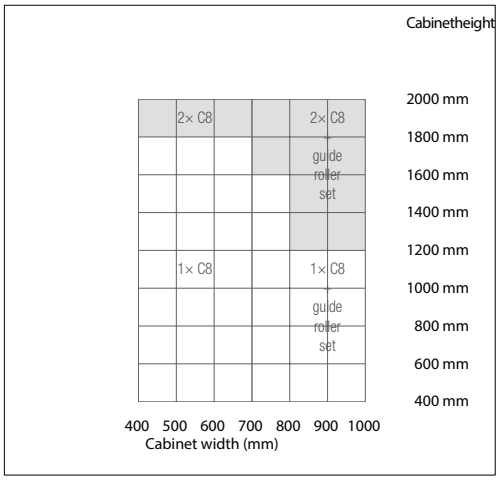

The areas of application

- In wooden cabinets with tambour doors running into the back wall
- Can be combined with both recessed as well as surface-mounted track systems
- The use of support shafts is required for a cabinet width of more than 700 mm.

Delivery format

- Pre-fabricated tambour door systems ready for installation

Mat.-No. 1 *297277*

© Martela

3.4 RAUVOLET C6

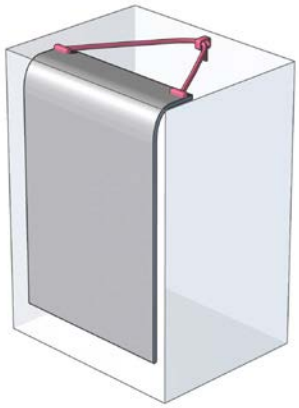

E23

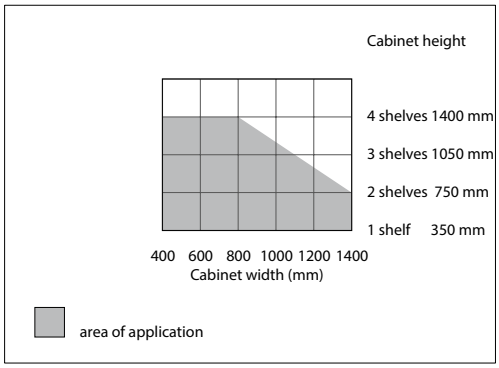

RAUVOLET C6

With RAUVOLET C6 small vertical cabinets that open from bottom to top can easily be fitted with an active balancing mechanism. A rubber cord is "caught" from a hook fitted to the rear wall of the cabinet. When closing the cabinet the increasing tension on the rubber cord slows the traverse of the tambour door. This facilitates a smooth downward movement and easy opening of the cabinet. RAUVOLET C6 is also available from the REHAU Express Collection.

The profile

- Ready-to-install set for self-assembly
- Simple solution with minimum space required in the cabinet

The areas of application

- Suitable for installation in wooden cabinets with recessed or surface-mounted tracks in conjunction with a 90° bend
- Can also be used with RAUVOLET metallic-line 20 mm (see brochure "Tambour door systems for the kitchen")

Delivery format

- Set in a PE bag consisting of a rubber cord 1000 mm, safety catch, 2 wooden blocks (E23), 2 plastic cord retainers (ML20), 5 screws, assembly instructions
- In large volumes packed loose in a box
- The rubber cord is fitted with eyes for fastening to the tambour door (1 x inserted and 1 x loose)

Mat.-No. **1** *774005*

© Fa. Martela

3.5 RAUVOLET CADDY BRAKE (CB)

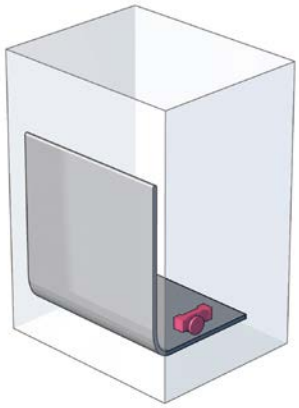

E23 E4 E8

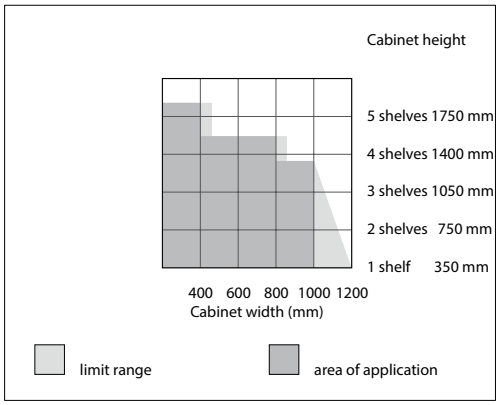

RAUVOLET CB

RAUVOLET CB, the tried and tested solution for small vertical cabinets that open from top to bottom. RAUVOLET CB offers the opportunity to install an active braking mechanism that does not require additional space in the cabinet. This facilitates the positioning and assembly on the inner "island" of the spiral track. The brake intervenes in the initially non-braked downward movement of the tambour door and prevents hard contact between the slam rail and the pelmet. The brake is released when the cabinet is being closed so that the tambour door is easy to close by moving it back up again.

The profile

- Easy assembly with minimum preparation work on the cabinet
- Possible to make adjustments from the outside in cabinets that have already been assembled, if the base plate has been prepared accordingly.

The areas of application

- Application in wooden cabinets in conjunction with recessed tracks and spiral tracks
- Opening direction from top to bottom
- One brake is usually sufficient for each cabinet
- In the case of unusually large cabinet dimensions (see illustration) you must check yourself whether a second brake needs to be fitted on the opposite side.
- Can also be used with RAUVOLET metallic-line 25 mm (see brochure "Tambour door systems for the kitchen")

Delivery format

- Completely pre-fabricated brake module for direct assembly in the cabinet



Mat.-No. 1 237050 left

Mat.-No. 1 237474 right

© FM

3.6 RAUVOLET VERTICAL BRAKE (VB)

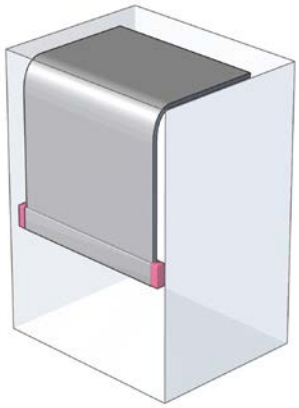

E23

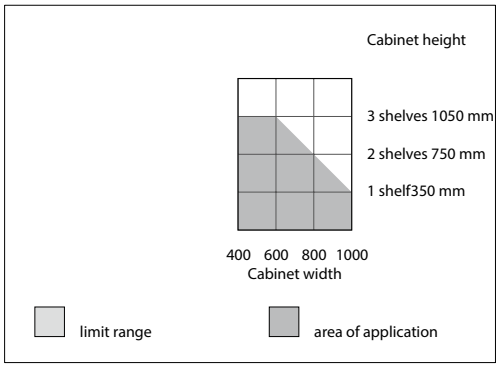

RAUVOLET VB

RAUVOLET VB

- The RAUVOLET vertical brake carries out a dual role as a slam rail glide especially for small cabinets:
- Optimum running properties in the track system
- Braking of the tambour door traverse
- Can be combined with the slam rails
  - Mat.-No. 1770553/1770044 (PP),
  - Mat.-No. Vertical brake 1267245,
  - Mat.-No. 1770873/1770883 (PVC),
  - Mat.-No. Vertical brake 1267235

The profile

- Due to the integration in the slam rail, no additional space required in the cabinet
- Braking effect on both sides, can be adjusted individually

The areas of application

- Suitable for small cabinets
- With 8 mm recessed or top-mounted track systems

Delivery format

- Pre-assembled in the slam rails or separately as a retrofit part

© Assmann Büromöbel

4 OTHER AREAS OF APPLICATION

Vehicle construction

Hospitals

Shopfitting

Kitchen

Caravans

Machine construction

For further information, please refer to the following documents:

- Tambour door systems for the kitchen (M71701)
- Tambour door systems for creative interior design (B70700)
- RAUVOLET pure-line – A new dimension in flat look (B38700)
- Technical Information RAUVOLET Tambour door systems (B30600)
- REHAU Acoustic Solutions (B41701)

RAUVOLET

ANY QUESTIONS?



If you have further questions on RAUVOLET, please contact your local sales office.

We look forward to hearing from you!

This document is protected by copyright. All rights based on this are reserved. No part of this publication may be translated, reproduced or transmitted in any form or by any similar means, electronic or mechanical, photocopying, recording or otherwise, or stored in a data retrieval system.

Our verbal and written advice relating to technical applications is based on experience and is to the best of our knowledge correct but is given without obligation. The use of REHAU products in conditions that are beyond our control or for applications other than those specified releases us from any obligation in regard to claims made in respect of the products. We recommend that the suitability of any REHAU product for the intended application should be checked. Utilization and processing of our products are beyond our control and are therefore exclusively your responsibility. In the event that a liability is nevertheless considered, any compensation will be limited to the value of the goods supplied by us and used by you. Our warranty assumes consistent quality of our products in accordance with our specification and in accordance with our general conditions of sale.

REHAU SALES OFFICES
AT: Linz, +43 732 3816100, linz@rehau.com **Wien**, +43 2236 24684, wien@rehau.com **Graz**, +43 361 403049, graz@rehau.com **BA: Sarajevo**, +387 33 475500, sarajevo@rehau.com **BE: Bruxelles**, +32 16 399911, bruxelles@rehau.com **BG: Sofia**, +359 2 8920471, sofia@rehau.com **BY: Minsk**, +375 17 2450209, minsk@rehau.com **CH: Bern**, +41 31 720120, bern@rehau.com **Vevey**, +41 21 9482636, vevey@rehau.com **Zuerich**, +41 44 8397979, zuerich@rehau.com **CZ: Praha**, +420 272 190111, praha@rehau.com **DE: Berlin**, +49 30 667660, berlin@rehau.com **Bielefeld**, +49 521 208400, bielefeld@rehau.com **Bochum**, +49 234 689030, bochum@rehau.com **Frankfurt**, +49 6074 40900, frankfurt@rehau.com **Hamburg**, +49 40 733402100, hamburg@rehau.com **Leipzig**, +49 34292 820, leipzig@rehau.com **München**, +49 8102 860, muenchen@rehau.com **Nürnberg**, +49 9131 934080, nuernberg@rehau.com **Stuttgart**, +49 7159 16010, stuttgart@rehau.com **DK: Kobenhavn**, +45 46 773700, kobenhavn@rehau.com **EE: Tallinn**, +372 6025850, tallinn@rehau.com **ES: Barcelona**, +34 93 6353500, barcelona@rehau.com **Bilbao**, +34 94 4538636, bilbao@rehau.com **Madrid**, +34 91 6839425, madrid@rehau.com **FI: Helsinki**, +358 9 87709900, helsinki@rehau.com **FR: Lyon**, +33 4 72026300, lyon@rehau.com **Metz**, +33 6 8500, metz@rehau.com **Paris**, +33 1 34836450, paris@rehau.com **GB: Glasgow**, +44 1698 503700, glasgow@rehau.com **Manchester**, +44 161 7777400, manchester@rehau.com **Slough**, +44 1753 588500, slough@rehau.com **Ross on Wye**, +44 1989 762643, rowy@rehau.com **London**, +44 207 3078590, london@rehau.com **GR: Athens**, +30 21 06682500, athens@rehau.com **Thessaloniki**, +30 2310 633301, thessaloniki@rehau.com **HR: Zagreb**, +385 1 3444711, zagreb@rehau.com **HU: Budapest**, +36 23 530700, budapest@rehau.com **IE: Dublin**, +353 1 8165020, dublin@rehau.com **IT: Pesaro**, +39 0721 200611, pesaro@rehau.com **Roma**, +39 06 90061311, roma@rehau.com **Treviso**, +39 0422 726511, treviso@rehau.com **LT: Vilnius**, +370 5 2461400, vilnius@rehau.com **LV: Riga**, +371 6 7609080, riga@rehau.com **MK: Skopje**, +389 2 2402, skopje@rehau.com **NL: Nijkerk**, +31 33 2479911, nijkerk@rehau.com **NO: Oslo**, +47 2 2514150, oslo@rehau.com **PL: Katowice**, +48 32 7755100, katowice@rehau.com **Warszawa**, +48 22 2056300, warszawa@rehau.com **PT: Lisboa**, +351 21 8987050, lisboa@rehau.com **Oporto**, +351 22 94464, oporto@rehau.com **RO: Bacau**, +40 234 512066, bacau@rehau.com **Bucuresti**, +40 21 2665180, bucuresti@rehau.com **Cluj Napoca**, +40 264 415211, clujnapoca@rehau.com **RS: Beograd**, +381 11 3770301, beograd@rehau.com **RU: Chabarowsk**, +7 4212 411218, chabarowsk@rehau.com **Jekaterinburg**, +7 343 2535305, jekatarinburg@rehau.com **Krasnodar**, +7 861 2103636, krasnodar@rehau.com **Nishnij Nowgorod**, +7 831 4678078, nishnijnowgorod@rehau.com **Nowosibirsk**, +7 3832 000353, nowosibirsk@rehau.com **Rostow am Don**, +7 8632 978444, rostow@rehau.com **Samara**, +7 8462 698058, samara@rehau.com **St. Petersburg**, +7 812 3266207, stpetersburg@rehau.com **Woronesch**, +7 4732 611858, woronesch@rehau.com **SE: Örebro**, +46 19 206400, oerebro@rehau.com **SK: Bratislava**, +421 2 68209110, bratislava@rehau.com **UA: Dnepropetrowsk**, +380 56 3705028, dnepropetrowsk@rehau.com **Kiev**, +380 44 4677710, kiev@rehau.com **Odessa**, +380 48 7800708, odessa@rehau.com **Lviv**, +380 32 2244810, lviv@rehau.com
If there is no sales office in your country, +49 9131 925888, salesoffice.ibd@rehau.com